




INSPIRATION 09






AIDA	128 – 129	HAT	34 – 35	LUIS	47	SAPHIA	134
ALEA	20 – 23	ICONUS	82 – 86	LUMA	135	SLIM	6 – 7
AMOS	130 – 131	ICONUS 1	87	MARA	133	STEN	18 – 19
ARGOS	16 – 17	ISA	112 – 113	MARC	54 – 55	SVEA	28 – 29
BELLA	126 – 127	JANA	60 – 65	MAXX	114 – 115	TED 1	116 – 117
BEN	104 – 105	JILL	119	MELLA	96 – 97	TED	118
BENT	66 – 67	JIM	88 – 91	MIO	14 – 15	TIMO	76 – 77
CARLA	106 – 111	JOHN	26 – 27	MONA	52 – 53	TIM	37 – 41
CLIO	98 – 99	KEN	36	NICK	30 – 33	TOSCA	140
CORA	136 – 137	KIAN	24 – 25	OHIO	78 – 79	XENIA	48 – 51
COSA	72 – 75	LANA	8 – 11	ROCCO	120 – 121	YARA	56 – 59
DIMA	46	LARA	68 – 71	ROD	142 – 143		
DIVA	138 – 139	LEON	92 – 95	RON	100 – 103		
EIK	80 – 81	LINA	42 – 45	RUBEN	141		
GINA	132	LIVA	12 – 13	SALLY	122 – 125		


INDEX

Leuchtenübersicht
Lamp summary


MELLA 96 – 97
CLIO 98 – 99
RON 100 – 103
BEN 104 – 105
CARLA 106 – 111
ISA 112 – 113
MAXX 114 – 115
TED 1 116 – 117



TED 118
JILL 119
ROCCO 120 – 121
SALLY 122 – 125
BELLA 126 – 127
AIDA 128 – 129
AMOS 130 – 131
GINA 132



MARA 133
SAPHIA 134
LUMA 135
CORA 136 – 137
DIVA 138 – 139
TOSCA 140
RUBEN 141
ROD 142 – 143




INDEX

Leuchtenübersicht
 Lamp summary

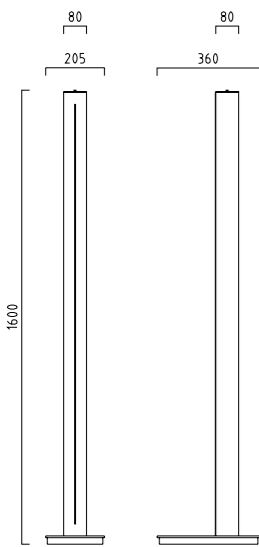
SLIM

edelstahl - finish
Acryl satiniert
mit Tastdimmer
mit EVG

stainless steel - finish
acrylic satin
with push-button dimmer
with electronic ballast

 für Energiesparlampen
for using of energy saving lamps

1 x T16, 35/49 W, G5
17/959.86/4351



SLIM

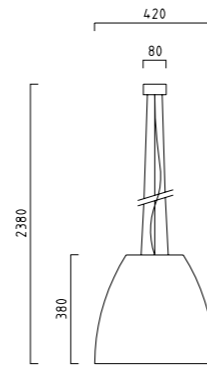


LANA

LANA

1 x A60, max. 100 W, E27



E Energiesparlampen möglich
energy saving lamps can be used



edelstahl - finish / mattmessing
stainless steel - finish / brass mat

Dekorglas graphit - gold
decorative glass graphite - gold
16/975.15/4431


Dekorglas opal - gold
decorative glass opal - gold
16/975.15/4433



edelstahl - finish
stainless steel - finish

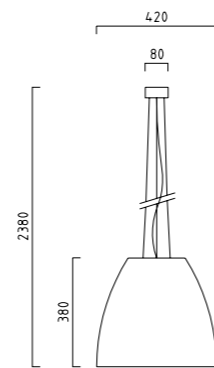
Dekorglas graphit - silber
decorative glass graphite - silver
16/975.86/4432

Dekorglas opal - silber
decorative glass opal - silver
16/975.86/4436

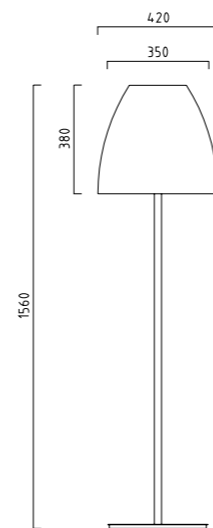




1 x A60, max. 100 W, E27
 Dekorglas opal
 decorative glass opal
16/975.86/4419



2 x A60, max. 75 W, E27
 mit Dimmer
 with dimmer
 Dekorglas opal
 decorative glass opal
27/975.86/4419





LANA

LANA
 edelstahl - finish
 stainless steel - finish

E Energiesparlampen möglich
 energy saving lamps can be used

LIVA

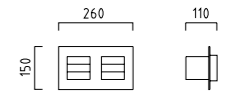
LIVA
aluminium matt
inkl. Leuchtmittel
aluminium mat
incl. bulb



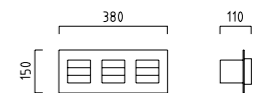
1 x QT14, max. 60 W, G9
18/982.26



2 x QT14, max. 60 W, G9
28/982.26



3 x QT14, max. 60 W, G9
38/982.26





MIO

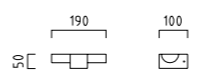
MIO
 aluminium matt
 Glas satiniert
 inkl. Leuchtmittel

aluminium mat
 glass satin
 incl. bulb

1 x QT14, max. 40 W, G9
18/981.26/4705



2 x QT14, max. 40 W, G9
28/981.26/4705



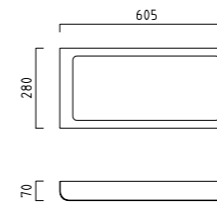
ARGOS

ARGOS
 aluminium eloxiert
 Acryl satiniert
 mit EVG

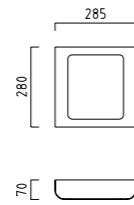
aluminium anodised
 acrylic satin
 with electronic ballast

E für Energiesparlampen
 for using of energy saving lamps

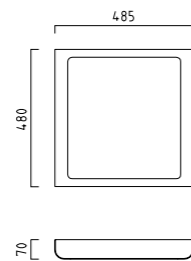
2 x T16, 24 W, G5
25/936.25



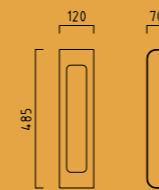
1 x T16-R, 22 W, 2GX13
15/934.25

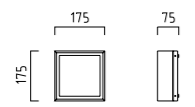


1 x T16-R, 40 W, 2GX13
15/935.25

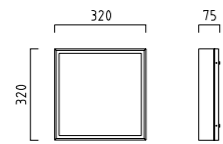


1 x TC-L 24 W, 2G11
18/201.25

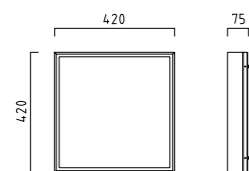




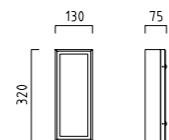
1 x TC-F, 18 W, 2G10
18/973.86/4762



1 x T16-R, 22 W, 2GX13
18/972.86/4761



1 x T16-R, 40 W, 2GX13
18/971.86/4760



1 x TC-L, 18 W, 2G11
18/974.86/4763




STEN

edelstahl - finish
Acryl weiß / satiniert
mit Siebdruck silber
mit EVG

stainless steel - finish
acrylic white / satin
with silver silk-screen printing
with electronic ballast

E für Energiesparlampen
for using of energy saving lamps

STEN






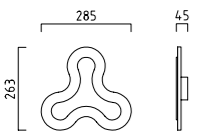
ALEA

ALEA


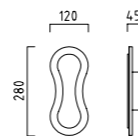
edelstahl - finish
 Glas satiniert
 inkl. Leuchtmittel
 stainless steel - finish
 glass satin
 incl. bulb




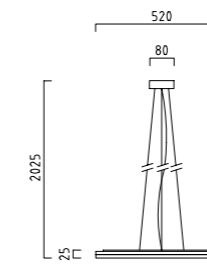
3 x QT14, max. 40 W, G9
 38/804.86/4211



2 x QT14, max. 40 W, G9
 28/804.86/4206



9 x QT14, max. 25 W, G9
 96/804.86/4207



reddot

DESIGN PLUS

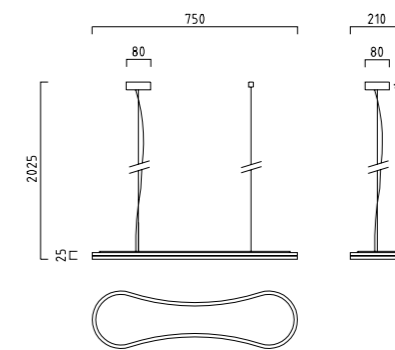
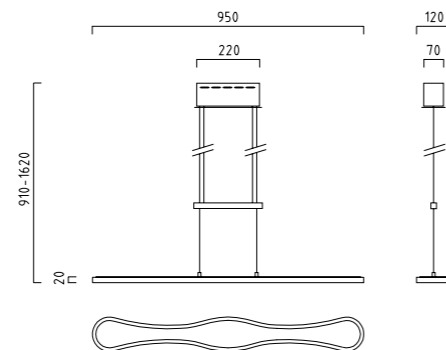


DESIGNPREIS
 2008
 NOMINEE

ALEA



ALEA
 edelstahl - finish
 Glas satiniert
 höhenverstellbar
 inkl. Leuchtmittel und
 konventioneller Trafo
 stainless steel - finish
 glass satin
 height adjustable
 incl. bulb and
 conventional transformer
 9 x QT9, max. 20 W, 12 V, G4
96/904.86/4935



ALEA
 edelstahl - finish
 Glas satiniert
 inkl. Leuchtmittel
 stainless steel - finish
 glass satin
 incl. bulb
 6 x QT14, max. 25 W, G9
66/804.86/4200



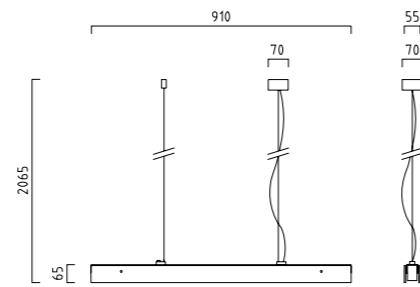
*Deckenbefestigung variabel
 ceiling mounting variable



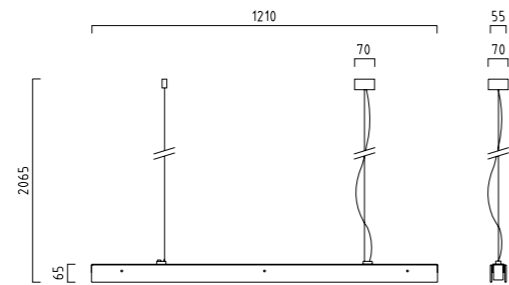
KIAN
 edelstahl - finish
 mit EVG
 mit Tastdimmer
 stainless steel - finish
 with push-button dimmer
 with electronic ballast

E für Energiesparlampen
 for using of energy saving lamps


1 x T16, 21/39 W, G5
 Dekorglas weiß / klar
 decorative glass white / clear
16/919.86/4977



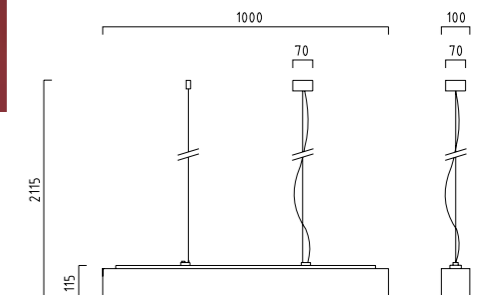
1 x T16, 28/54 W, G5
 Dekorglas weiß / klar
 decorative glass white / clear
16/819.86/4954



KIAN



1 x T16, 21/39 W, G5
 Schirm, Chintz weiß
 shade, chintz white
16/919.86/9194
 Schirm, Chintz grau
 shade, chintz grey
16/919.86/9195



Deckenbefestigung variabel
 ceiling mounting variable



JOHN


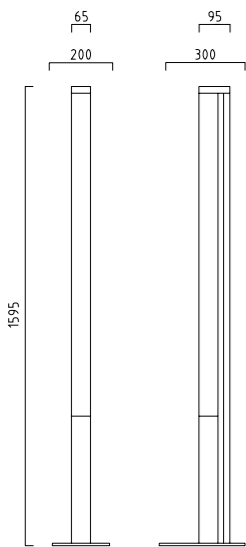
JOHN

edelstahl - finish
Acryl satiniert
mit Tastdimmer
mit EVG

stainless steel - finish
acrylic satin
with push-button dimmer
with electronic ballast

1 x T16, 28/54 W, G5
17/620.86/4041

E für Energiesparlampen
for using of energy saving lamps



JOHN

edelstahl - finish
Acryl satiniert
mit Tastdimmer
mit EVG

stainless steel - finish
acrylic satin
with push-button dimmer
with electronic ballast

E für Energiesparlampen
for using of energy saving lamps



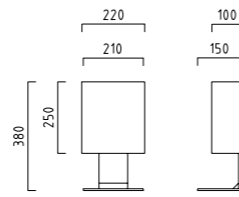
1 x T16, 28/54 W, G5

Schirm, Chintz weiß
shade, chintz white
17/620.86/9196

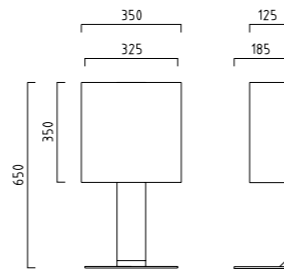
Schirm, Chintz grau
shade, chintz grey
17/620.86/9200



1 x TC-F, 18 W, 2G10
19/918.26/9189




1 x TC-F, 24 W, 2G10
19/917.26/9191

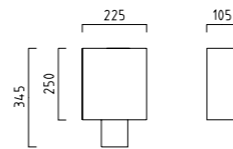


mit Tastdimmer
with push-button dimmer

2 x T16, 21/39 W, G5
27/918.26/9193



1 x TC-DEL, 18 W, G24q-2
18/917.26/9192



SVEA

SVEA

aluminium matt
Schirm, Chintz weiß
mit EVG

aluminium mat
shade, chintz white
with electronic ballast

E für Energiesparlampen
for using of energy saving lamps



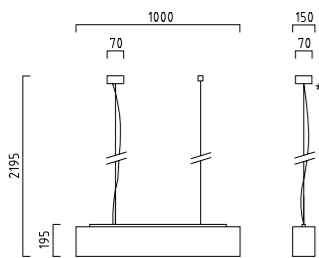
NICK

NICK
 edelstahl - finish
 Schirm, Chintz weiß
 stainless steel - finish
 shade, chintz white

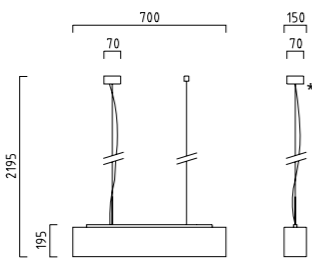
E Energiesparlampen möglich
 energy saving lamps can be used



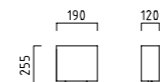
3 x A60, max. 60 W, E27
36/815.86/9173



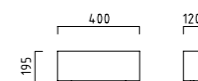
3 x A60, max. 60 W, E27
36/816.86/9180



mit Mikroschalter
 with micro switch
 1 x A60, max. 60 W, E27
18/816.86/9182



mit Mikroschalter
 with micro switch
 2 x C35, max. 60 W, E14
28/815.86/9174



*Deckenbefestigung variabel
 ceiling mounting variable





NICK

NICK

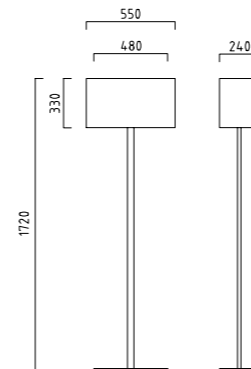
edelstahl - finish
Schirm, Chintz weiß

stainless steel - finish
shade, chintz white

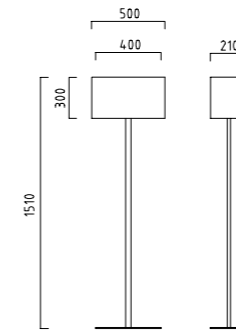
E Energiesparlampen möglich
energy saving lamps can be used



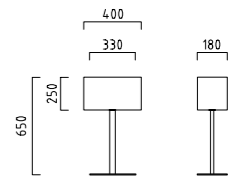
2 x A60, max. 100 W, E27
27/815.86/9170



2 x A60, max. 100 W, E27
27/816.86/9171



1 x A60, max. 100 W, E27
19/815.86/9172



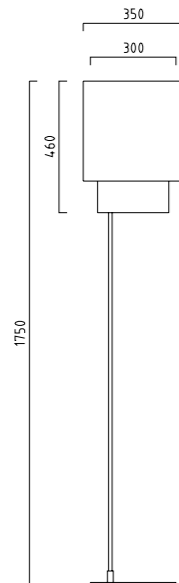


HAT

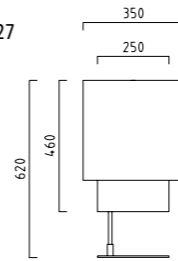
Schirm, Chintz weiß
mit Dimmer
shade, chintz white
with dimmer

E Energiesparlampen möglich
energy saving lamps can be used

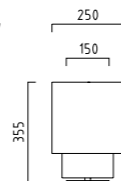
1 x A60, max. 100 W, E27
edelstahl - finish
stainless steel - finish
17/926.86/9210



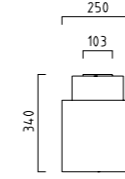
1 x A60, max. 100 W, E27
edelstahl - finish
stainless steel - finish
19/928.86/9211



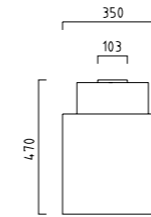
1 x A60 max. 60 W, E27
mattweiß
white mat
19/927.08/9212



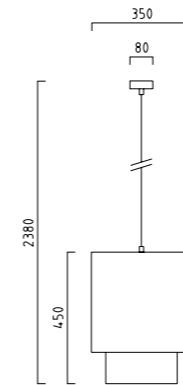
mattweiß
white mat
15/927.08/9208



mattweiß
white mat
15/926.08/9210



mattweiß
white mat
16/926.08/9204



HAT

HAT

Schirm, Chintz weiß
shade, chintz white
1 x A60, max. 100 W, E27

E Energiesparlampen möglich
energy saving lamps can be used



KEN

KEN

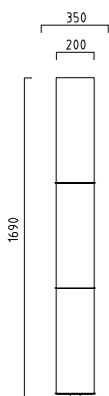
mattnickel
Acryl satiniert
mit Dimmer

nickel mat
acrylic satin
with dimmer

6 x C35, max. 40 W, E14

Schirm, Chintz weiß
shade, chintz white

67/735.06/9158



TIM




TIM

mattnickel
nickel mat

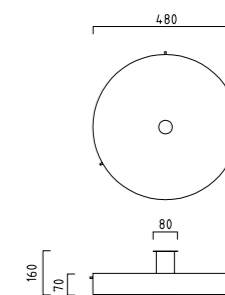
3 x C35, max. 60 W, E14

E Energiesparlampen möglich
energy saving lamps can be used



Glas titan dekoriert
glass titan decorated
35/707.06/4231

Glas weiß dekoriert
glass white decorated
35/707.06/4232



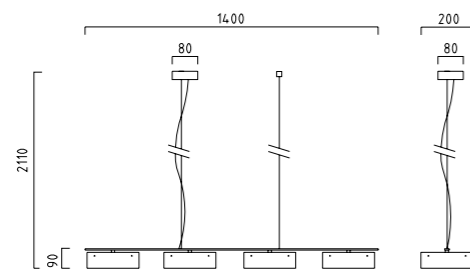
TIM

TIM

mattnickel - chrom
inkl. Leuchtmittel
nickel mat - chrome
incl. bulb



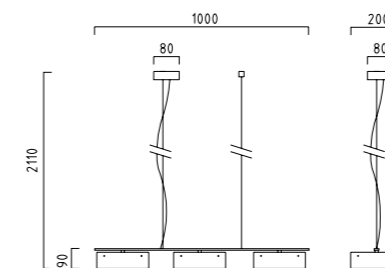
4 x QT14, max. 60 W, G9
Glas weiß dekoriert
glass white decorated
46/722.27/4346
Glas titan dekoriert
glass titan decorated
46/722.27/4360



Deckenbefestigung variabel
ceiling mounting variable



3 x QT14, max. 60 W, G9
Glas weiß dekoriert
glass white decorated
36/722.27/4346
Glas titan dekoriert
glass titan decorated
36/722.27/4360

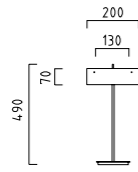


TIM

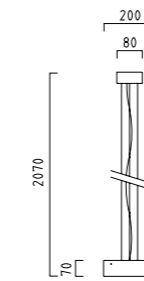
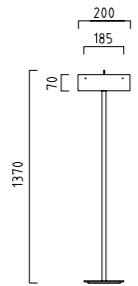
mattnickel - chrom
inkl. Leuchtmittel und Dimmer
nickel mat - chrome
incl. bulb and dimmer
3 x QT14, max. 40 W, G9



Glas weiß dekoriert
glass white decorated
39/721.27/4346
Glas titan dekoriert
glass titan decorated
39/721.27/4360



Glas weiß dekoriert
glass white decorated
37/721.27/4346
Glas titan dekoriert
glass titan decorated
37/721.27/4360



3 x QT14, max. 40 W, G9
Glas weiß dekoriert
glass white decorated
36/721.27/4346

Glas titan dekoriert
glass titan decorated
36/721.27/4360



TIM
mattnickel - chrom
inkl. Leuchtmittel
nickel mat - chrome
incl. bulb

TIM

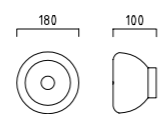


LINA

LINA

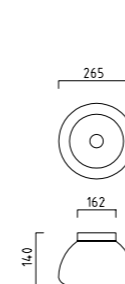
edelstahl - finish
Opalglas satiniert
inkl. Leuchtmittel

stainless steel - finish
opal glass satin
incl. bulb

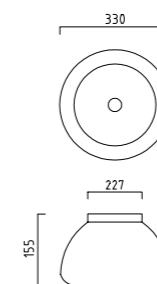


6 x 1 W, LED
68/822.86/4097

E energiesparende LED
energy saving LED



3 x QT14, max. 40 W, G9
35/822.86/4098



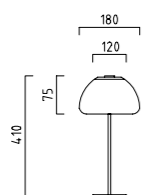
4 x QT14, max. 40 W, G9
45/822.86/4096



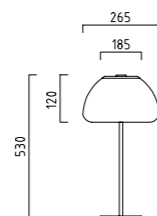
LINA



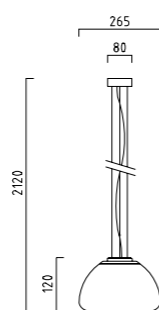
LINA
 edelstahl - finish
 Opalglas satiniert
 inkl. Leuchtmittel
 stainless steel - finish
 opal glass satin
 incl. bulb



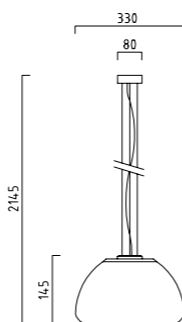
mit Dimmer
 with dimmer
 3 x QT9, max. 20 W, 12 V, G4
39/812.86/4097



mit Dimmer
 with dimmer
 3 x QT14, max. 40 W, G9
39/822.86/4098



3 x QT14, max. 40 W, G9
36/822.86/4098



4 x QT14, max. 40 W, G9
46/822.86/4096



DIMA



DIMA

aluminium eloxiert
mit EVG

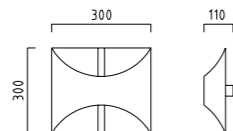

aluminium anodised
with electronic ballast

E für Energiesparlampen
for using of energy saving lamps

1 x TC-DEL, 18 W, G24q-2

Acryl orange
acrylic orange
18/965.25/4249

Acryl satin
acrylic satin
18/965.25/4250



LUIS

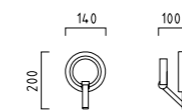


LUIS

aluminium matt
Opalglas
inkl. Leuchtmittel


aluminium mat
opal glass
incl. bulb

1 x QT14, max. 40 W, G9
18/986.26/4724

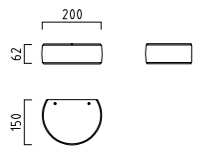




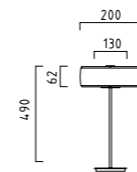
XENIA



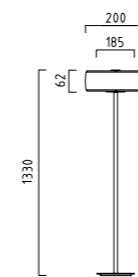
XENIA
 edelstahl - finish
 Glas satiniert
 inkl. Leuchtmittel
 stainless steel - finish
 glass satin
 incl. bulb




1 x QT14, max. 60 W, G9
18/748.86/4569



mit Dimmer
 with dimmer
 2 x QT14, max. 40 W, G9
29/748.86/4566



mit Dimmer
 with dimmer
 2 x QT14, max. 40 W, G9
27/748.86/4566

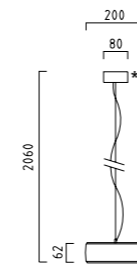


XENIA

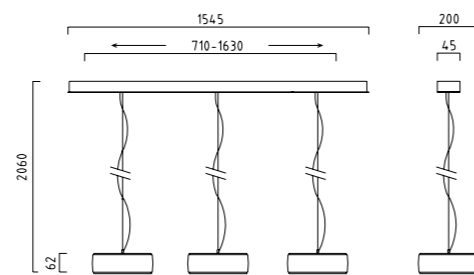


XENIA

edelstahl - finish
 Glas satiniert
 inkl. Leuchtmittel
 stainless steel - finish
 glass satin
 incl. bulb



2 x QT14, max. 40 W, G9
26/748.86/4566



längenverstellbar
 length adjustable

6 x QT14, max. 40 W, G9
66/748.86/4566

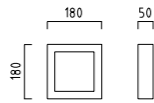


*Deckenbefestigung variabel
 ceiling mounting variable





MONA
 mattnickel
 Glas satiniert
 nickel mat
 glass satin

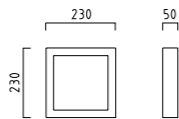


inkl. Leuchtmittel
 incl. bulb

1 x QT-DE 11/12, max. 60 W, R7s
18/497.06/4995

mit EVG
 with electronic ballast

1 x TC-F, 18 W, 2G10
18/897.06/4995*

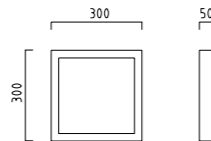


inkl. Leuchtmittel
 incl. bulb

1 x QT-DE 11/12, max. 60 W, R7s
18/397.06/4994

mit EVG
 with electronic ballast

1 x TC-F, 24 W, 2G10
18/797.06/4994*



inkl. Leuchtmittel
 incl. bulb

1 x QT-DE 11/12, max. 60 W, R7s
18/297.06/4993

mit EVG
 with electronic ballast


2 x TC-F, 18 W, 2G10
28/897.06/4993*

für Energiesparlampen
 for using of energy saving lamps



MONA

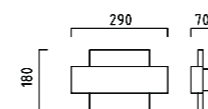
MARC



MARC

Glas satiniert
mit Mikroschalter
inkl. Leuchtmittel

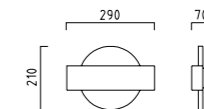
glass satin
with micro switch
incl. bulb



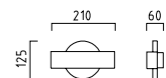
1 x QT-DE 11/12, max. 100 W, R7s
edelstahl - finish
stainless steel - finish
18/610.86/4106



1 x QT14, max. 40 W, G9
edelstahl - finish
stainless steel - finish
18/710.86/4259

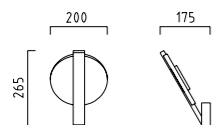


1 x QT-DE 11/12, max. 100 W, R7s
edelstahl - finish
stainless steel - finish
18/611.86/4107



1 x QT14, max. 40 W, G9
edelstahl - finish
stainless steel - finish
18/711.86/4260

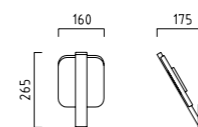
1 x QT-DE 11/12, max. 100 W, R7s
18/905.86/4942



YARA

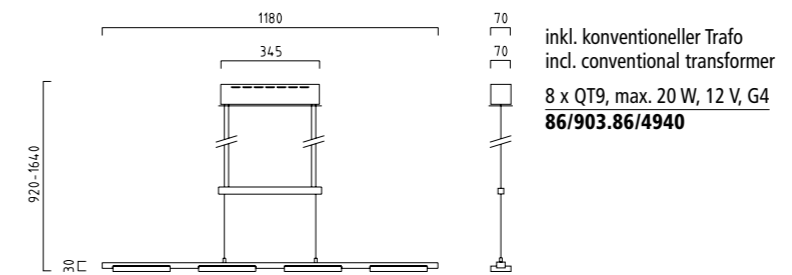
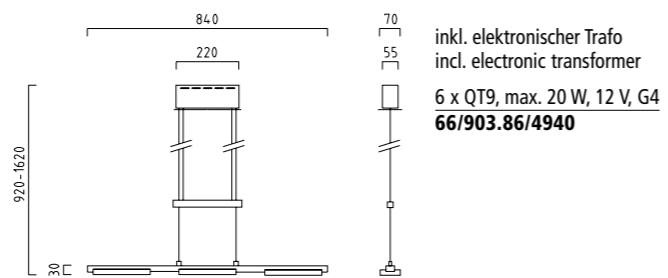


1 x QT-DE 11/12, max. 100 W, R7s
18/905.86/4941



YARA
edelstahl - finish
Glas satiniert
inkl. Leuchtmittel
stainless steel - finish
glass satin
incl. bulb

YARA



YARA

YARA
edelstahl - finish
Glas satiniert
höhenverstellbar
inkl. Leuchtmittel

stainless steel - finish
glass satin
height adjustable
incl. bulb

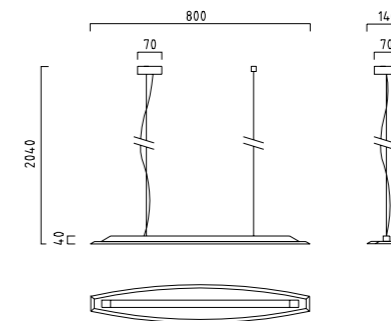
JANA



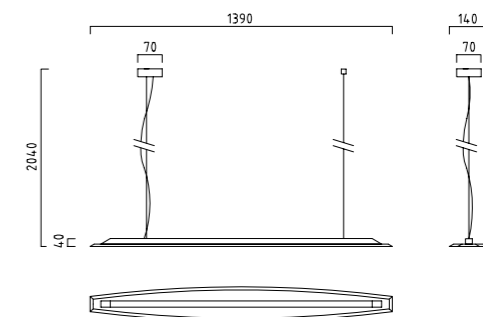
JANA

edelstahl - finish
Glas teilsatiniert
inkl. Leuchtmittel

stainless steel - finish
glass clear / satin
incl. bulb



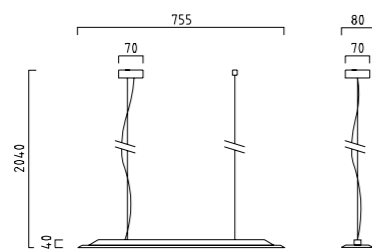
5 x QT14, max. 25 W, G9
56/808.86/4353



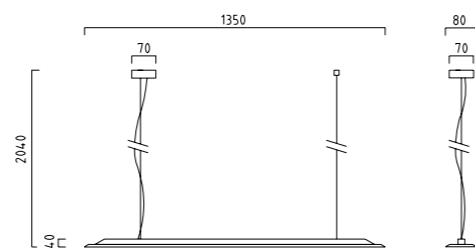
8 x QT14, max. 25 W, G9
86/708.86/4354

Deckenbefestigung variabel
ceiling mounting variable





5 x QT14, max. 25 W, G9
56/808.86/4352



8 x QT14, max. 25 W, G9
86/708.86/4355

JANA

JANA

edelstahl - finish
Glas teilsatiniert
inkl. Leuchtmittel

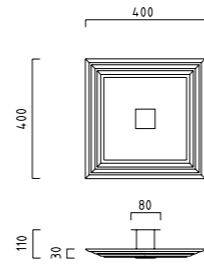

stainless steel - finish
glass clear / satin
incl. bulb

Deckenbefestigung variabel
ceiling mounting variable

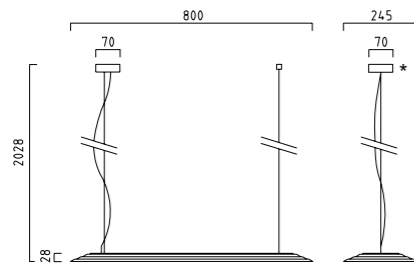


JANA

edelstahl - finish
 Glas teilsatiniert
 inkl. Leuchtmittel
 stainless steel - finish
 glass clear / satin
 incl. bulb

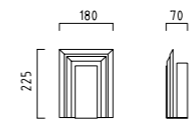



4 x QT14, max. 40 W, G9
45/708.86/4482

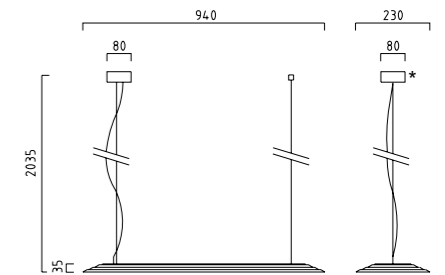


8 x QT14, max. 25 W, G9
86/608.86/4170

*Deckenbefestigung variabel
 ceiling mounting variable



mit Mikroschalter
 with micro switch
 1 x QT14, max. 40 W, G9
18/608.86/4330



7 x QT14, max. 25 W, G9
76/708.86/4269

*Deckenbefestigung variabel
 ceiling mounting variable



JANA

BENT

Opalglas
höhenverstellbar
inkl. Leuchtmittel

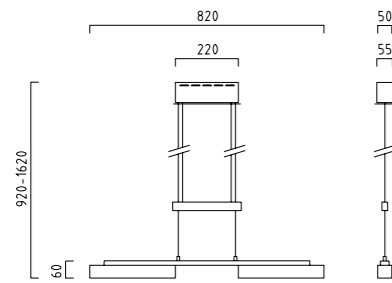
opal glass
height adjustable
incl. bulb

inkl. elektronischer Trafo
incl. electronic transformer

4 x QT12, max. 35 W, 12 V, GY 6,35

mattmessing - blankmessing
brass mat - brass polished
46/906.11/4906

edelstahl - finish
stainless steel - finish
46/906.86/4906

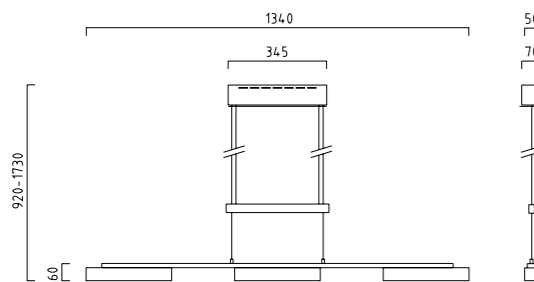


inkl. konventioneller Trafo
incl. conventional transformer

6 x QT12, max. 35 W, 12 V, GY 6,35

mattmessing - blankmessing
brass mat - brass polished
66/906.11/4906

edelstahl - finish
stainless steel - finish
66/906.86/4906



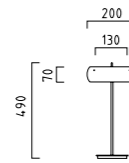
BENT

LARA

mattnickel - chrom
inkl. Leuchtmittel und Dimmer

nickel mat - chrome
incl. bulb and dimmer

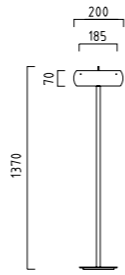
3 x QT14, max. 40 W, G9



Opalglas
opal glass
39/721.27/4445

Opalglas, rot überfangen
opal glass, red coated
39/721.27/4446

Opalglas, schwarz überfangen
opal glass, black coated
39/721.27/4447



Opalglas
opal glass
37/721.27/4445

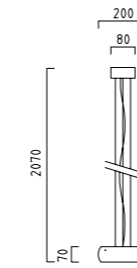

Opalglas, rot überfangen
opal glass, red coated
37/721.27/4446

Opalglas, schwarz überfangen
opal glass, black coated
37/721.27/4447



LARA

LARA

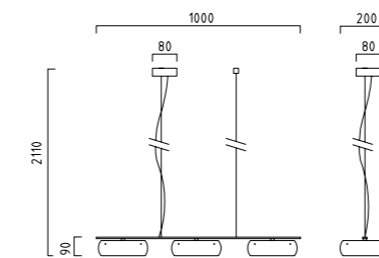


3 x QT14, max. 40 W, G9

Opalglas
opal glass
36/721.27/4445

Opalglas, rot überfangen
opal glass, red coated
36/721.27/4446

Opalglas, schwarz überfangen
opal glass, black coated
36/721.27/4447

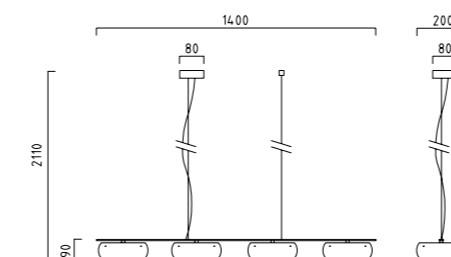


3 x QT14, max. 60 W, G9

Opalglas
opal glass
36/722.27/4445

Opalglas, rot überfangen
opal glass, red coated
36/722.27/4446

Opalglas, schwarz überfangen
opal glass, black coated
36/722.27/4447



4 x QT14, max. 60 W, G9

Opalglas
opal glass
46/722.27/4445

Opalglas, rot überfangen
opal glass, red coated
46/722.27/4446

Opalglas, schwarz überfangen
opal glass, black coated
46/722.27/4447

LARA

mattnickel - chrom
inkl. Leuchtmittel
nickel mat - chrome
incl. bulb



*Deckenbefestigung variabel
ceiling mounting variable



COSA

COSA

mattnickel - chrom
mit Dimmer

nickel mat - chrome
with dimmer

3 x C35, max. 60 W, E14

Opalglas, schwarz überfangen

opal glass, black coated

39/621.27/4202

Opalglas

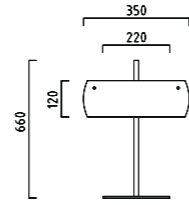
opal glass

39/621.27/4204

Opalglas, rot überfangen

opal glass, red coated

39/621.27/4074

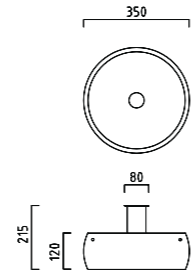


COSA





COSA
 mattnickel - chrom
 inkl. Leuchtmittel
 nickel mat - chrome
 incl. bulb
 3 x QT14, max. 60 W, G9



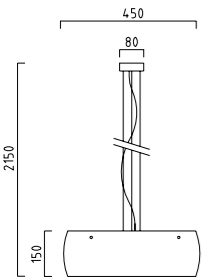
Opalglas
 opal glass
35/621.27/4204
 Opalglas, schwarz überfangen
 opal glass, black coated
35/621.27/4202
 Opalglas, rot überfangen
 opal glass, red coated
35/621.27/4074

COSA

Opalglas, schwarz überfangen
 opal glass, black coated
36/622.27/4203

Opalglas
 opal glass
36/622.27/4205

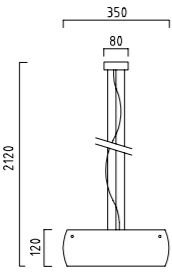
Opalglas, rot überfangen
 opal glass, red coated
36/622.27/4075



Opalglas, schwarz überfangen
 opal glass, black coated
36/621.27/4202

Opalglas
 opal glass
36/621.27/4204

Opalglas, rot überfangen
 opal glass, red coated
36/621.27/4074



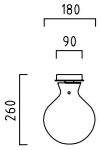
COSA

TIMO
 aluminium matt
 Opalglas satiniert
 aluminium mat
 opal glass satin

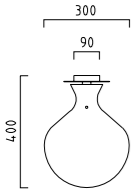
TIMO

inkl. Leuchtmittel
 incl. bulb

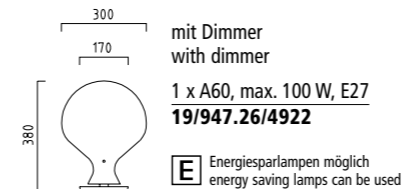
1 x QT14, max. 60 W, G9
 15/946.26/4921



1 x A60, max. 100 W, E27
 15/947.26/4922

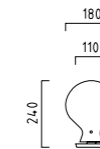


E Energiesparlampen möglich
 energy saving lamps can be used



mit Dimmer
 with dimmer
 1 x A60, max. 100 W, E27
 19/947.26/4922

E Energiesparlampen möglich
 energy saving lamps can be used



inkl. Leuchtmittel und Dimmer
 incl. bulb and dimmer
 1 x QT14, max. 60 W, G9
 19/946.26/4921

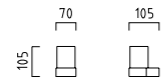
OHIO

Opalglas
inkl. Leuchtmittel
opal glass
incl. bulb

IP44



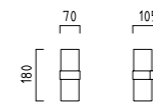
1 x QT14, max. 40 W, G9
chrom / chrome
18/988.04/4407
aluminium matt
aluminium mat
18/988.26/4407




1 x QT14, max. 40 W, G9
chrom / chrome
18/987.04/4406
aluminium matt
aluminium mat
18/987.26/4406



2 x QT14, max. 40 W, G9
chrom / chrome
28/988.04/4407
aluminium matt
aluminium mat
28/988.26/4407



OHIO



EIK

aluminium matt
Glas satiniert
inkl. Leuchtmittel

aluminium mat
glass satin
incl. bulb

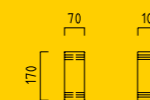
1 x QT14, max. 40 W, G9
18/983.26/4710



EIK

aluminium matt
inkl. Leuchtmittel
aluminium mat
incl. bulb

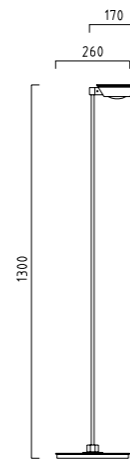
2 x QPAR 51, 50 W, GU10
28/984.26



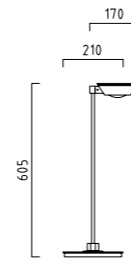
ICONUS

ICONUS

mattchrom - aluminium eloxiert
dreh- und schwenkbar
inkl. Leuchtmittel und Touchdimmer
chrome mat - aluminium anodised
rotatable and tiltable
incl. bulb and touchdimmer



1 x QT12, 65 W IRC, 12V, GY 6,35
17/963.25/....



1 x QT12, 65 W IRC, 12V, GY 6,35
19/963.25/....

Bitte ergänzen Sie die Bestellnummern mit der gewünschten Ausführung.

Please complete article numbers with variations required.

Glas satiniert / Linse klar
glass satin / lens clear
8000



Glas satiniert / Glas satiniert
glass satin / glass satin
8001



Glasring satiniert / Linse klar
glass ring satin / lens clear
8002



Glasring satiniert / Glas satiniert
glass ring satin / glass satin
8003



Linse klar
lens clear
8004



Glas satiniert
glass satin
8005



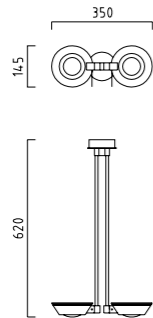
17/963.25/8000

19/963.25/8000



25/963.25/8003

1 x QT18, max. 75 W, B 15 d
25/963.25/....



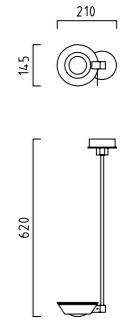
Bitte ergänzen Sie die Bestellnummern mit der gewünschten Ausführung, siehe Seite 82.

Please complete article numbers with variations required, page 82.



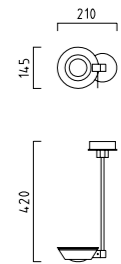
15/963.25/8005

1 x QT18, max. 75 W, B 15 d
15/963.25/....



15/964.25/8003

1 x QT18, max. 75 W, B 15 d
15/964.25/....



ICONUS

ICONUS

mattchrom - aluminium eloxiert
dreh- und schwenkbar
inkl. Leuchtmittel

chrome mat - aluminium anodised
rotatable and tiltable
incl. bulb

ICONUS



ICONUS

mattchrom - aluminium eloxiert
inkl. Leuchtmittel
chrome mat - aluminium anodised
incl. bulb



drehbar
rotatable

1 x QT18, max. 75 W, B 15 d
18/964.25/....

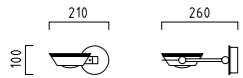


18/964.25/8004



dreh- und schwenkbar
rotatable and tiltable

1 x QT18, max. 75 W, B 15 d
18/963.25/....



18/963.25/8005

Bitte ergänzen Sie die Bestellnummern
mit der gewünschten Ausführung,
siehe Seite 82.

Please complete article numbers with
variations required, page 82.

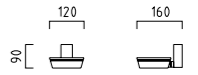
ICONUS 1



ICONUS 1

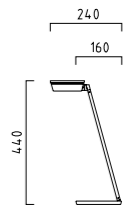
aluminium eloxiert
Glas satiniert
drehbar
inkl. Leuchtmittel
aluminium anodised
glass satin
rotatable
incl. bulb

1 x QT14, max. 60 W, G9
18/910.25/4951



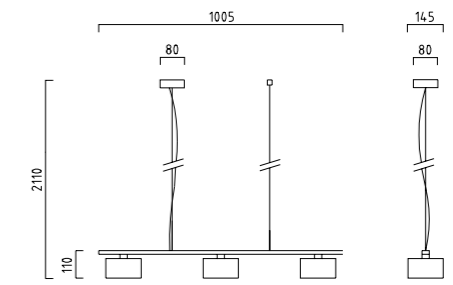
mit Dimmer
with dimmer

1 x QT14, max. 60 W, G9
19/910.25/4951

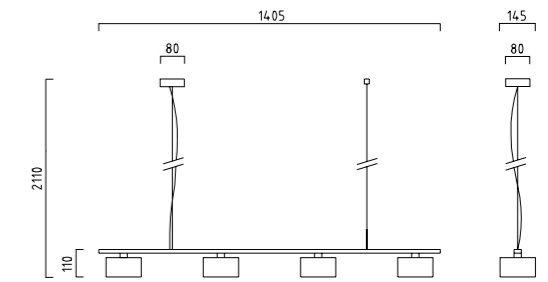


JIM

JIM
edelstahl - finish
Opalglas satiniert
inkl. Leuchtmittel
stainless steel - finish
opal glass satin
incl. bulb



3 x QT14, max. 60 W, G9
36/827.86/4144



4 x QT14, max. 60 W, G9
46/827.86/4144

Deckenbefestigung variabel
ceiling mounting variable




JIM
 edelstahl - finish
 Opalglas satiniert
 inkl. Leuchtmittel
 stainless steel - finish
 opal glass satin
 incl. bulb

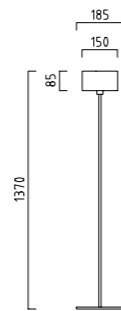
JIM



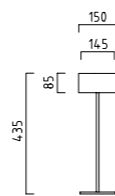
mit Dimmer
 with dimmer
 1 x QT14, max. 60 W, G9
19/828.86/4144



1 x QT14, max. 60 W, G9
18/827.86/4144



mit Dimmer
 with dimmer
 1 x QT14, max. 60 W, G9
17/827.86/4144



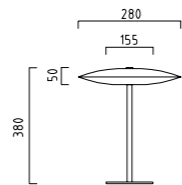
mit Dimmer
 with dimmer
 1 x QT14, max. 60 W, G9
19/827.86/4144





LEON
 mattnickel
 inkl. Leuchtmittel und Dimmer
 nickel mat
 incl. bulb and dimmer

3 x QT9, max. 20 W, 12 V, G4
 Glas weiß
 glass white
39/718.06/4609
 Glas schwarz / weiß
 glass black / white
39/718.06/4667



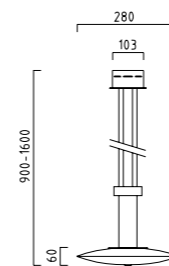
LEON



LEON
 mattnickel
 höhenverstellbar
 inkl. Leuchtmittel und elektronischer Trafo
 nickel mat
 height adjustable
 incl. bulb and electronic transformer
 3 x QT9, max. 35 W, 12 V, G4

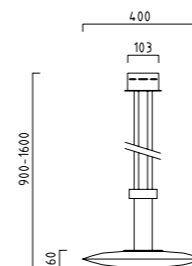
Glas weiß
 glass white
36/718.06/4609



Glas schwarz / weiß
 glass black / white
36/718.06/4610



Glas weiß
 glass white
36/718.06/4621

Glas schwarz / weiß
 glass black / white
36/718.06/4622





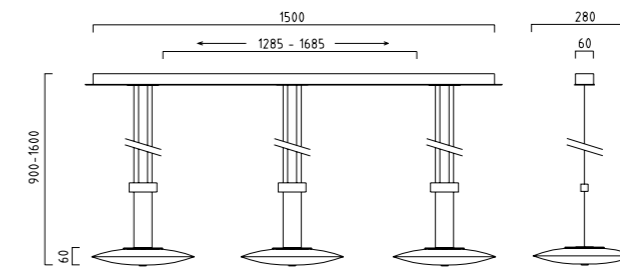
9 x QT9, max. 35 W, 12 V, G4

Glas weiß
glass white

96/718.06/4609

Glas schwarz / weiß
glass black / white

96/718.06/4610



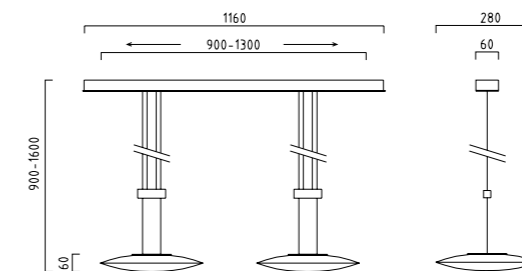
6 x QT9, max. 35 W, 12 V, G4

Glas weiß
glass white

66/718.06/4609

Glas schwarz / weiß
glass black / white

66/718.06/4610



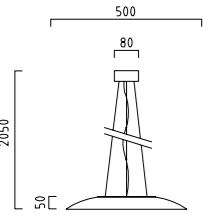
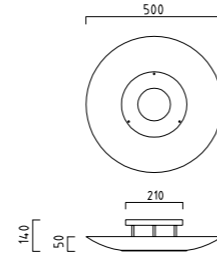
LEON
mattnickel
höhen- und längenverstellbar
inkl. Leuchtmittel und elektronischer Trafo

nickel mat
height and length adjustable
incl. bulb and electronic transformer

LEON



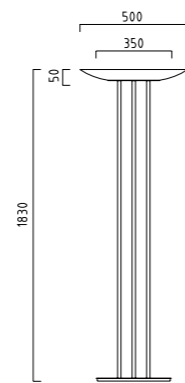
6 x QT14, max. 60 W, G9
 Glas weiß
 glass white
65/746.86/4630
 Glas schwarz
 glass black
65/746.86/4632
 Glas amber
 glass amber
65/746.86/4633



6 x QT14, max. 40 W, G9
 Glas weiß
 glass white
66/746.86/4630
 Glas schwarz
 glass black
66/746.86/4632
 Glas amber
 glass amber
66/746.86/4633

MELLA
 edelstahl - finish
 inkl. Leuchtmittel
 stainless steel - finish
 incl. bulb

MELLA

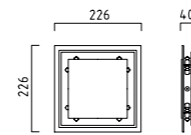


mit Dimmer
 with dimmer
 6 x QT14, max. 40 W, G9
 Glas weiß
 glass white
67/746.86/4630
 Glas schwarz
 glass black
67/746.86/4632
 Glas amber
 glass amber
67/746.86/4633

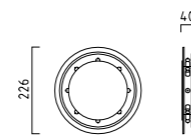




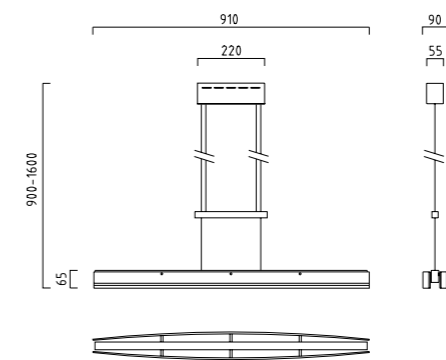
CLIO
 edelstahl - finish
 inkl. Leuchtmittel und elektronischer Trafo
 stainless steel - finish
 incl. bulb and electronic transformer
 8 x QT9, max. 10 W, 12 V, G4



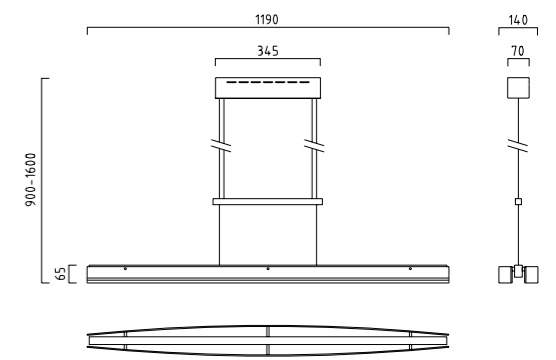
Dekorglas weiß / klar
 decorative glass white / clear
88/826.86/4291



Dekorglas weiß / klar
 decorative glass white / clear
88/825.86/4289




inkl. elektronischer Trafo
 incl. electronic transformer
 7 x QT12, max. 20 W, 12 V, GY 6,35
 Dekorglas weiß / klar
 decorative glass white / clear
76/825.86/4013

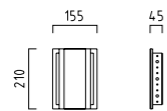


inkl. konventioneller Trafo
 incl. conventional transformer
 9 x QT12, max. 20 W, 12 V, GY 6,35
 Dekorglas weiß / klar
 decorative glass white / clear
96/825.86/4011

CLIO

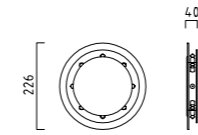


6 x QT9, max. 10 W, 12 V, G4
 Glas weiß / klar
 glass white / clear
68/924.86/4988

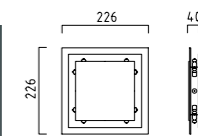




RON

RON
 edelstahl - finish
 inkl. Leuchtmittel und elektronischer Trafo
 stainless steel - finish
 incl. bulb and electronic transformer
 8 x QT9, max. 10 W, 12 V, G4



Dekorglas grau
 decorative glass grey
88/825.86/4048
 Dekorglas rot
 decorative glass red
88/825.86/4042



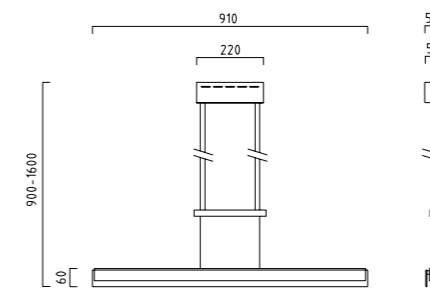
Dekorglas grau
 decorative glass grey
88/826.86/4057
 Dekorglas rot
 decorative glass red
88/826.86/4050

RON



RON

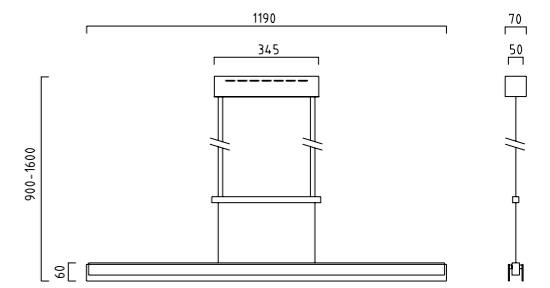
edelstahl - finish
höhenverstellbar
inkl. Leuchtmittel
stainless steel - finish
height adjustable
incl. bulb



inkl. elektronischer Trafo
incl. electronic transformer
7 x QT12, max. 20 W, 12 V, GY 6,35

Dekorglas grau
decorative glass grey
76/745.86/4467

Dekorglas rot
decorative glass red
76/745.86/4475



inkl. konventioneller Trafo
incl. conventional transformer
9 x QT12, max. 20 W, 12 V, GY 6,35

Dekorglas grau
decorative glass grey
96/745.86/4462

Dekorglas rot
decorative glass red
96/745.86/4465

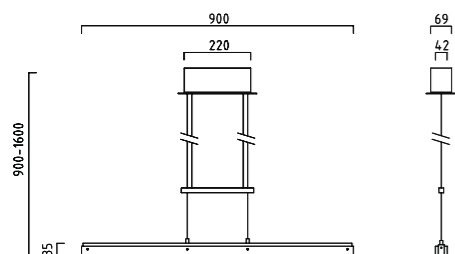
BEN

BEN

edelstahl - finish
Glas satiniert
höhenverstellbar
inkl. Leuchtmittel und
konventioneller Trafo

stainless steel - finish
glass satin
height adjustable
incl. bulb and
conventional transformer

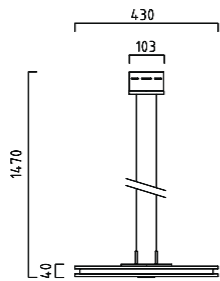
10 x QT9, max. 20 W, 12 V, G4
106/337.86/4836



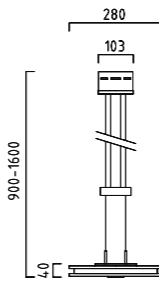


CARLA

CARLA
 mattnickel
 Glas satiniert
 inkl. Leuchtmittel und elektronischer Trafo
 nickel mat
 glass satin
 incl. bulb and electronic transformer



6 x QT9, max. 20 W, 12 V, G4
66/624.06/4146



höhenverstellbar
 height adjustable

5 x QT9, max. 20 W, 12 V, G4
56/624.06/4188

Bitte farbiges Dekorglas separat bestellen
 Please order colored decorative glass separately

- 4138** rot / red
- 4140** hellblau / lightblue
- 4141** grau / grey

- 4134** rot / red
- 4135** hellblau / lightblue
- 4136** grau / grey



CARLA


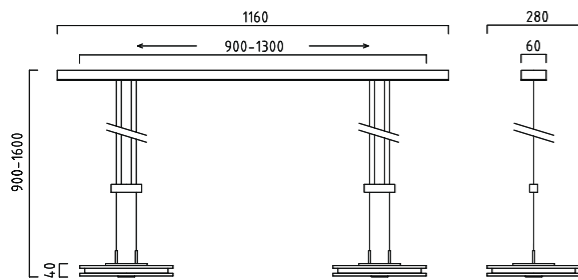
mattnickel
Glas satiniert
höhen- und längenverstellbar
inkl. Leuchtmittel und elektronischer Trafo

nickel mat
glass satin
height and length adjustable
incl. bulb and electronic transformer

10 x QT9, max. 20 W, 12 V, G4
106/624.06/4188

Bitte farbiges Dekorglas separat bestellen
Please order colored decorative glass separately

4134 rot / red
4135 hellblau / lightblue
4136 grau / grey



CARLA

CARLA

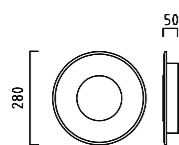
mattnickel
Glas satiniert
inkl. Leuchtmittel

nickel mat
glass satin
incl. bulb

4 x QT14, max. 25 W, G9
48/624.06/4188

Bitte farbiges Dekorglas separat bestellen
Please order colored decorative glass separately

4134 rot / red
4135 hellblau / lightblue
4136 grau / grey



CARLA

ISA

ISA

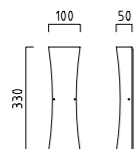
edelstahl - finish
inkl. Leuchtmittel
stainless steel - finish
incl. bulb

2 x QT14, max. 40 W, G9

Opalglas schwarz / rot
opal glass black / red
28/810.86/4194

Opalglas schwarz / weiß
opal glass black / white
28/810.86/4196

Opalglas weiß / klar
opal glass white / clear
28/810.86/4219





MAXX

MAXX

edelstahl - finish
schwenkbar
mit EVG

stainless steel - finish
tiltable
with electronic ballast

1 x TC-F, 18 W, 2G10

E für Energiesparlampen
for using of energy saving lamps

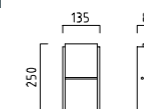


Acryl rot / weiß
acrylic red / white
18/802.86/4257

Acryl orange / weiß
acrylic orange / white
18/802.86/4245

Acryl weiß
acrylic white
18/802.86/4255

Acryl grün / weiß
acrylic green / white
18/802.86/4258



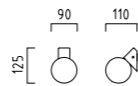


TED 1


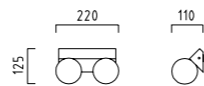
TED 1
edelstahl - finish
Opalglas satiniert
inkl. Leuchtmittel

stainless steel - finish
opal glass satin
incl. bulb

1 x QT14, max. 40 W, G9
18/923.86/4800



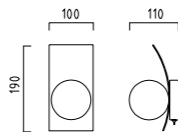
2 x QT14, max. 40 W, G9
28/923.86/4800



TED

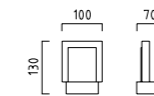


TED
 Opalglas satiniert
 inkl. Leuchtmittel und Mikroschalter
 opal glass satin
 incl. bulb and micro switch
 1x QT14, max. 40 W, G9
 mattmessing - blankmessing
 brass mat - brass polished
18/525.11/4801
 mattnickel - chrom
 nickel mat - chrome
18/525.27/4801

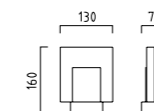


JILL


JILL
 edelstahl - finish
 Glas satiniert
 inkl. Leuchtmittel
 stainless steel - finish
 glass satin
 incl. bulb
 1 x QT14, max. 40 W, G9
18/522.86/4005



1 x QT14, max. 40 W, G9
18/522.86/4006

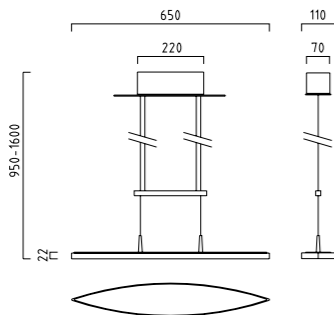


ROCCO

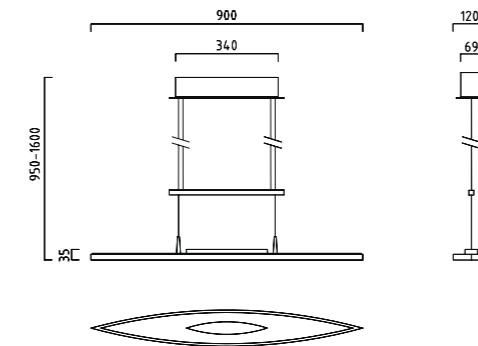


ROCCO

edelstahl - finish
Glas satiniert
höhenverstellbar
inkl. Leuchtmittel und
konventioneller Trafo
stainless steel - finish
glass satin
height adjustable
incl. bulb and
conventional transformer



6 x QT9, max. 20 W, 12 V, G4
66/420.86/4913

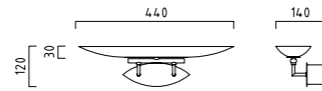


10 x QT9, max. 20 W, 12 V, G4
106/419.86/4912

SALLY

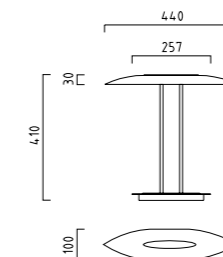

SALLY
 Glas satiniert
 inkl. Leuchtmittel
 glass satin
 incl. bulb

inkl. elektronischer Trafo
 incl. electronic transformer
 2 x QT12, max. 35 W, 12 V, GY 6,35

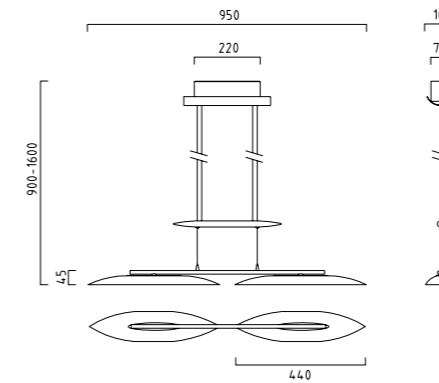


mattnickel - blanknickel
 nickel mat - nickel polished
28/040.10/4702

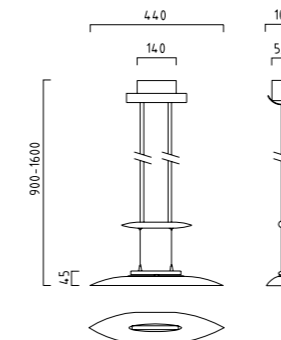
mattmessing - blankmessing
 brass mat - brass polished
28/040.11/4702



mit Dimmer
 with dimmer
 3 x QT9, max. 20 W, 12 V, G4
 mattnickel - blanknickel
 nickel mat - nickel polished
39/040.10/4702
 mattmessing - blankmessing
 brass mat - brass polished
39/040.11/4702



inkl. konventioneller Trafo
incl. conventional transformer
4 x QT12, max. 35 W, 12 V, GY 6,35
mattnickel - blanknickel
nickel mat - nickel polished
46/040.10/4702
mattmessing - blankmessing
brass mat - brass polished
46/040.11/4702



inkl. elektronischer Trafo
incl. electronic transformer
2 x QT12, max. 35 W, 12 V, GY 6,35
mattnickel - blanknickel
nickel mat - nickel polished
26/040.10/4702
mattmessing - blankmessing
brass mat - brass polished
26/040.11/4702



SALLY
Glas satiniert
höhenverstellbar
inkl. Leuchtmittel
glass satin
height adjustable
incl. bulb

SALLY

BELLA



BELLA

Glas satiniert
höhenverstellbar
inkl. Leuchtmittel und
konventioneller Trafo

glass satin
height adjustable
incl. bulb and
conventional transformer

4 x QT12, max. 50 W, 12 V, GY 6,35

mattmessing - blankmessing

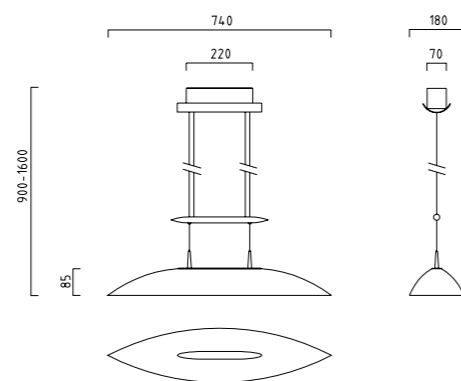
brass mat - brass polished

46/325.11/4842

mattnickel - chrom

nickel mat - chrome

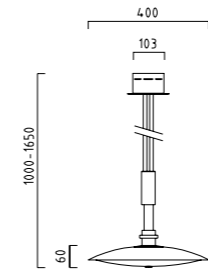
46/325.27/4842



AIDA

AIDA

höhenverstellbar
inkl. Leuchtmittel und elektronischer Trafo
height adjustable
incl. bulb and electronic transformer



3 x QT12, max. 35 W, 12 V, GY 6,35
1 x QT9, max. 5 W, 12 V, G4

mattmessing - blankmessing
brass mat - brass polished

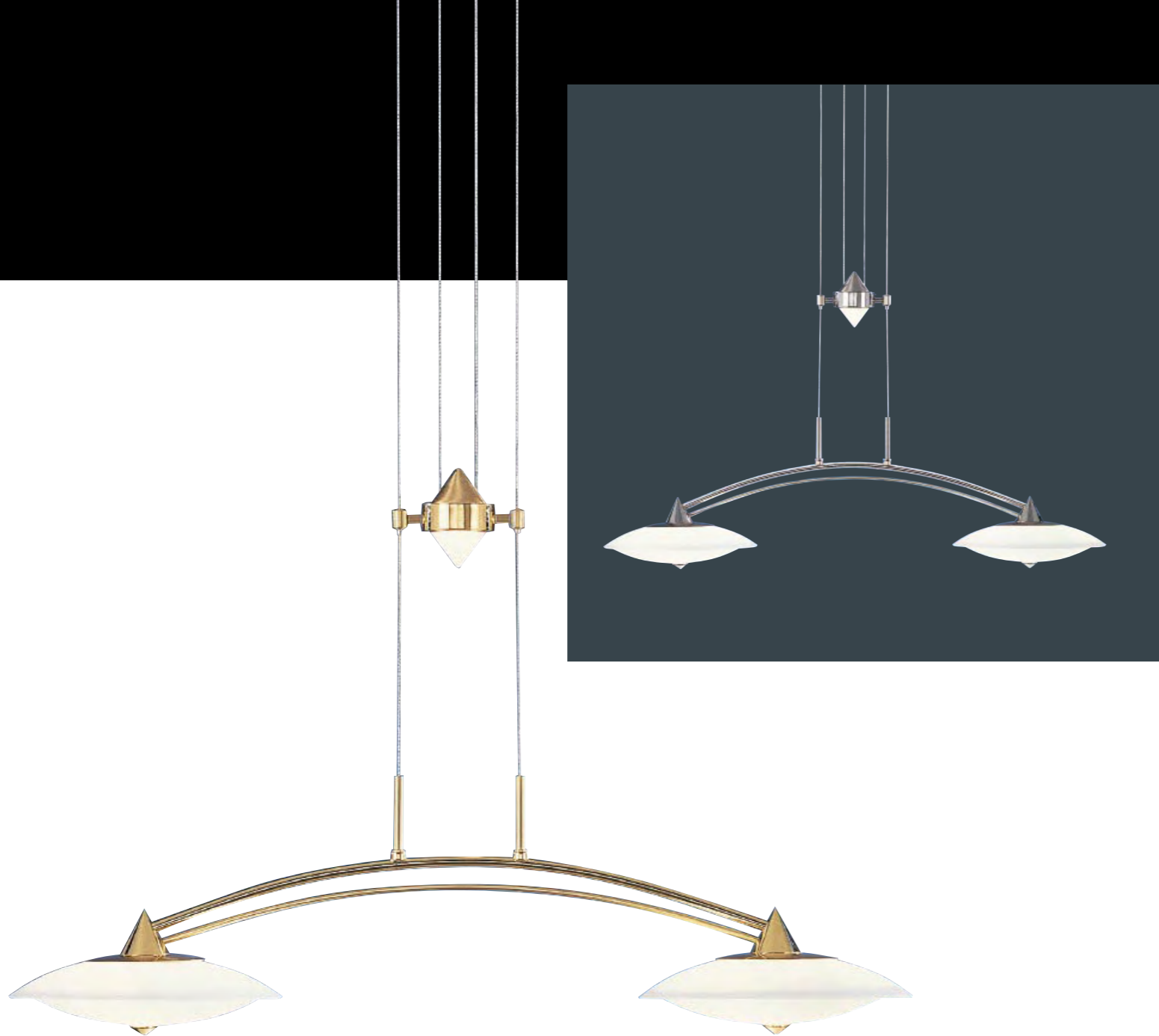
Glas satiniert
glass satin
46/500.11/4380

Glas amber satiniert
glass amber satin
46/500.11/4381

mattnickel - chrom
nickel mat - chrome

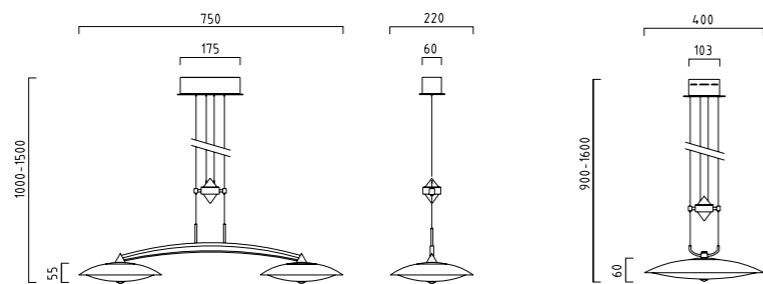
Glas satiniert
glass satin
46/500.27/4380





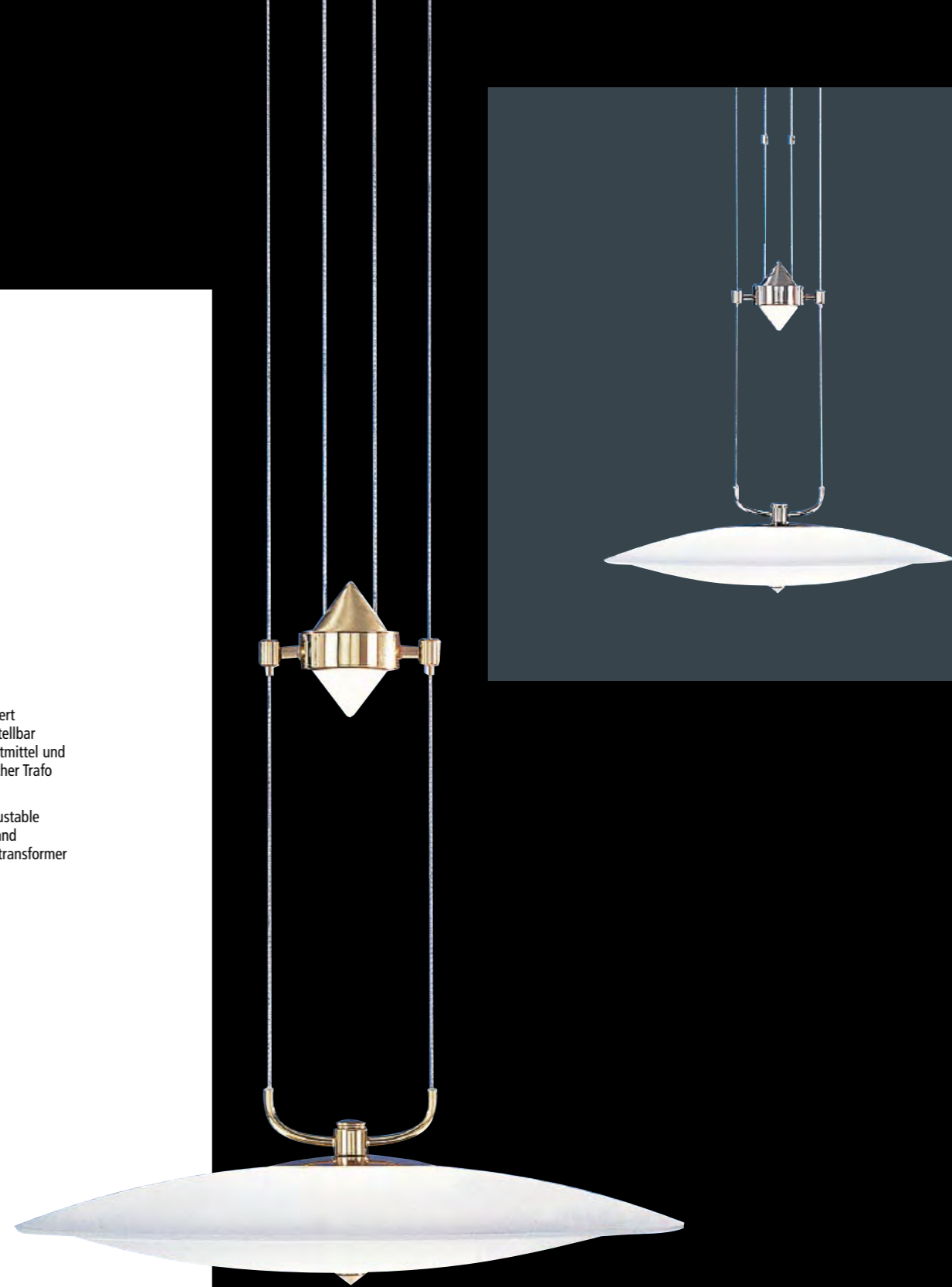
AMOS
 Glas satiniert
 höhenverstellbar
 inkl. Leuchtmittel und
 elektronischer Trafo

glass satin
 height adjustable
 incl. bulb and
 electronic transformer



6 x QT9, max. 20 W, 12 V, G4
 1 x QT9, max. 5 W, 12 V, G4
 mattnickel - blanknickel
 nickel mat - nickel polished
76/015.10/4372
 mattmessing - blankmessing
 brass mat - brass polished
76/015.11/4372

3 x QT12, max. 35 W, 12 V, GY 6,35
 1 x QT9, max. 5 W, 12 V, G4
 mattnickel - blanknickel
 nickel mat - nickel polished
46/015.10/4376
 mattmessing - blankmessing
 brass mat - brass polished
46/015.11/4376



AMOS



GINA

GINA

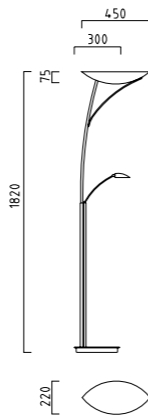
Opalglas satiniert
Leselicht schwenk- und drehbar
inkl. Leuchtmittel und Tastdimmer

opal glass satin
reading light tiltable and rotatable
incl. bulb and push-button dimmer

1 x QT18, max. 250 W, B 15 d
1 x QT12, max. 50 W, 12 V, GY 6,35

mattnickel - blanknickel
nickel mat - nickel polished
27/070.10/4347

mattmessing - blankmessing
brass mat - brass polished
27/070.11/4347



MARA

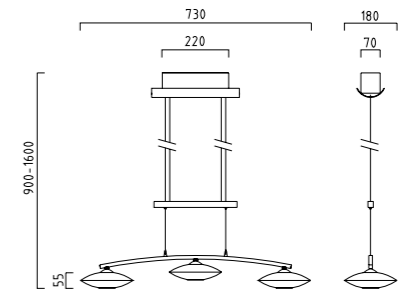
Opalglas satiniert
höhenverstellbar
inkl. Leuchtmittel und
elektronischer Trafo

opal glass satin
height adjustable
incl. bulb and
electronic transformer

3 x QT12, max. 50 W, 12 V, GY 6,35

mattmessing - blankmessing
brass mat - brass polished
36/326.11/4844

mattnickel - chrom
nickel mat - chrome
36/326.27/4844



MARA

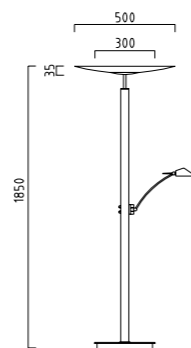
SAPHIA



SAPHIA

Glas satiniert
Leselicht schwenk- und drehbar
inkl. Leuchtmittel und Tastdimmer

glass satin
reading light tiltable and rotatable
incl. bulb and push-button dimmer




1 x QT-DE 12, max. 250 W, R7s
1 x QT9, max. 35 W, 12 V, G4

mattmessing - blankmessing
brass mat - brass polished
27/400.11/4612

mattnickel - chrom
nickel mat - chrome
27/400.27/4612



LUMA



LUMA

inkl. Leuchtmittel
incl. bulb

3 x QT14, max. 40 W, G9

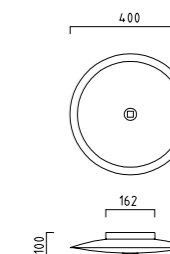
mattmessing - blankmessing
brass mat - brass polished

Glas satiniert
glass satin
35/532.11/4383

Glas amber satiniert
glass amber satin
35/532.11/4385

mattnickel - chrom
nickel mat - chrome

Glas satiniert
glass satin
35/532.27/4383



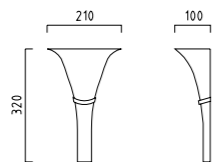
CORA

mattmessing
Dekorglas amber opal satiniert
inkl. Leuchtmittel

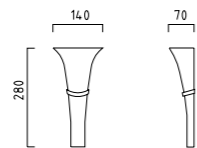
brass mat
decorative glass amber opal satin
incl. bulb



2 x QT14, max. 25 W, G9
28/003.02/4946



2 x QT14, max. 25 W, G9
28/003.02/4947



CORA

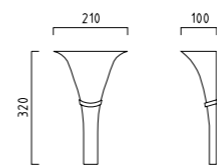


CORA

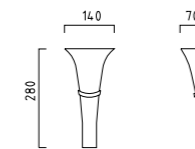
Glas opal satiniert
inkl. Leuchtmittel

glass opal satin
incl. bulb

2 x QT14, max. 25 W, G9



mattmessing
brass mat
28/003.02/4723
mattnickel
nickel mat
28/003.06/4723



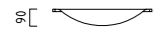
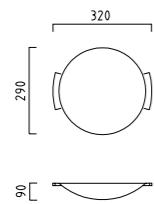
mattmessing
brass mat
28/003.02/4722
mattnickel
nickel mat
28/003.06/4722




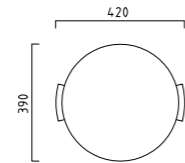
DIVA
 Glas satiniert
 inkl. Leuchtmittel
 glass satin
 incl. bulb

DIVA


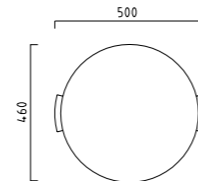
1 x QT-DE 11/12, max. 150 W, R7s
 mattmessing
 brass mat
15/286.02/4971
 mattnickel
 nickel mat
15/286.06/4971



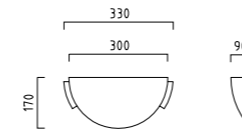
1 x QT-DE 12, max. 250 W, R7s
 mattmessing
 brass mat
15/386.02/4970
 mattnickel
 nickel mat
15/386.06/4970



1 x QT-DE 12, max. 250 W, R7s
 mattmessing
 brass mat
15/486.02/4969
 mattnickel
 nickel mat
15/486.06/4969



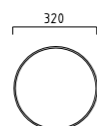
1 x QT-DE 11/12, max. 100 W, R7s
 mattmessing
 brass mat
18/486.02/4972
 mattnickel
 nickel mat
18/486.06/4972





TOSCA

glanzweiß
Opalglas satiniert
glossy white
opal glass satin



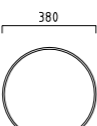
inkl. Leuchtmittel
incl. bulb

1 x QT-DE 11/12, max. 100 W, R7s
15/911.07/4453

mit EVG
with electronic ballast



1 x TC-DEL, 18 W, G24q-2
15/914.07/4453*



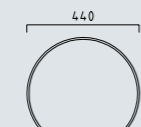
inkl. Leuchtmittel
incl. bulb

1 x QT-DE 11/12, max. 150 W, R7s
15/912.07/4454

mit EVG
with electronic ballast




2 x TC-DEL, 18 W, G24q-2
25/915.07/4454*



inkl. Leuchtmittel
incl. bulb

1 x QT-DE 11/12, max. 200 W, R7s
15/913.07/4455

mit EVG
with electronic ballast



2 x TC-DEL, 26 W, G24q-3
25/916.07/4455*

E für Energiesparlampen
for using of energy saving lamps

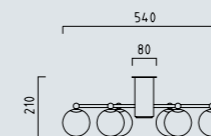
TOSCA



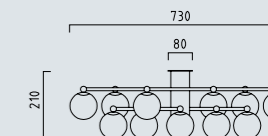
RUBEN

Opalglas satiniert
inkl. Leuchtmittel
opal glass satin
incl. bulb

6 x QT14, max. 25 W, G9
mattmessing - blankmessing
brass mat - brass polished
63/335.11/4801
mattnickel - chrom
nickel mat - chrome
63/335.27/4801



12 x QT14, max. 25 W, G9
mattmessing - blankmessing
brass mat - brass polished
123/335.11/4801
mattnickel - chrom
nickel mat - chrome
123/335.27/4801



RUBEN

ROD



ROD

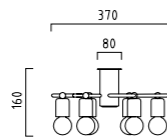
6 x C35, max. 40 W, E14

mattmessing - blankmessing
brass mat - brass polished

63/001.11

mattnickel - chrom
nickel mat - chrome

63/001.27



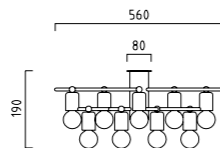
12 x C35, max. 40 W, E14

mattmessing - blankmessing
brass mat - brass polished

123/002.11

mattnickel - chrom
nickel mat - chrome


123/002.27



E Energiesparlampen möglich
energy saving lamps can be used



Bitte beachten Sie:

Alle Helestra Leuchtenmodelle sind als  Geschmacksmuster geschützt, Nachahmungen werden gerichtlich verfolgt.
Erfüllungsort und Gerichtsstand für beide Teile ist Dresden.
Es gelten grundsätzlich nur unsere Verkaufs- und Lieferbedingungen.
Das Eigentumsrecht dieses Kataloges behalten wir uns vor.
Lieferung erfolgt ab Fabrik.

Please note:

Helestra products are protected by design registrations and patents , imitations will be prosecuted.
Place of delivery and jurisdiction for both parties is Dresden.
As a rule, only our sales and supply conditions apply.
We reserve ownership rights to this catalogue.
Delivery is ex works.

Copyright

Helestra Leuchten GmbH

An den Breiten 7
D-01454 Leppersdorf

P.O. Box 01 01 41
D-01446 Radeberg

Tel. +49 (0) 35 28 / 43 83-0
Fax +49 (0) 35 28 / 43 83-44

www.helestra-leuchten.de
info@helestra-leuchten.de

Konzeption und Gestaltung
Conception and design

Weispfennig Werbeagentur GmbH
D-42329 Wuppertal

Fotografie
Photography

Klaus Stoll GmbH
D-59759 Arnsberg

Printed in Germany

Produktinformation

Transformatoren:

Die im Katalog geführten Niedervoltleuchten sind mit hochwertigen Transformatoren ausgestattet. Diese untergliedern sich in elektronische und konventionelle Transformatoren.

Elektronische Transformatoren:

Diese Transformatoren sind kurzschlussfest und gegen Überlast gesichert. Bei Übertemperatur erfolgt eine automatische Leistungsrückregelung. Zum geräuschlosen Dimmen verwenden Sie bitte grundsätzlich Phasen-Abschnitt-Dimmer.

Konventionelle Transformatoren:

Diese Transformatoren sind gegen Übertemperatur und Kurzschluss gesichert. Zum Dimmen verwenden Sie einen Phasen-Abschnitt-Dimmer. Diese Transformatoren verursachen jedoch beim Dimmen unvermeidbare Brummgeräusche.

Sonderanfertigungen:

Gegen Aufpreis sind Sonderlängen und geänderte Farbkombinationen möglich.

Pflegehinweis:

Für die Leuchtenpflege bitte nur ein weiches trockenes Baumwolltuch benutzen. Bitte keine Reinigungsmittel und Flüssigkeiten verwenden.

Helestra Leuchten sind nach den Bestimmungen VDE 0711/EN 60598 gefertigt.

Bitte beachten Sie zusätzlich die der Leuchte beigefügten Gebrauchs- und Montageanleitungen.

Leuchtmittel sind Verbrauchsgüter und unterliegen somit nicht den ansonsten gültigen Sachmängelansprüchen.

Konstruktionsänderungen behalten wir uns vor.

Bei den Maßangaben handelt es sich um ca.-Abmessungen.

Product information:

Transformers:

The low-voltage lamps are fitted with high-quality transformers. These are divided into electronic and conventional transformers.

Electronic transformers:

These transformers possess fuses to protect them against short-circuiting and overloading. The power is automatically reduced when temperatures exceed certain levels. Please always use trailing edge dimmers for noiseless dimming.

Conventional transformers:

These transformers are protected against overheating and short-circuiting. Please use leading edge dimmers for dimming. However, these transformers always produce unavoidable humming when the lamps are dimmed.

Specialty made products:

Special customer requests, such as special lengths and different colour combinations, are also available against a surcharge.

Care information:

Please only use a soft dry cotton cloth to clean the lamps. Please do not use cleaners or liquids.

Helestra lamps have been manufactured in accordance with the provisions of VDE 0711/EN 60598.

Please also read the instructions of use and assembly supplied with the lamps.

Bulbs are consumables and thus not subject to otherwise applicable defect warranty rights.

We reserve the right to design modifications.

The measurement specifications refer to approximate dimensions.



light+building
Frankfurt, Germany
11. – 16. April 2010

licht.de

Fördergemeinschaft Gutes Licht
Association for the Promotion of
Good Light

ZVEI:

Zentralverband Elektrotechnik-
und Elektronikindustrie e. V.
German Electrical and Electronic
Manufacturers' Association



Geschmacksmusterschutz für
alle Helestra Modelle
Helestra products are protected by
design registrations and patents



Energiesparlampen
Energy saving lamps

IP44


Schutzart
Protective rating Protection

LIGHT IS OUTSIDE®



LIGHT IS OUTSIDE –
die Marke für anspruchsvolle,
designorientierte Außenleuchten.
Fordern Sie den Katalog an unter:
www.light-is-outside.de

LIGHT IS OUTSIDE –
the product range for well designed and durable exterior lighting for a wide range of applications.
You can request the catalogue above:
www.light-is-outside.de





Helestra Leuchten GmbH

An den Breiten 7
D-01454 Leppersdorf

P.O. Box 01 01 41
D-01446 Radeberg

Tel. +49 (0) 35 28 / 43 83-0
Fax +49 (0) 35 28 / 43 83-44

www.helestra-leuchten.de
info@helestra-leuchten.de

INSPIRATION 09